

11 A1-A4 Units To Let
From 735 sq ft to 1,750 sq ft




Discover new character retail, restaurant and bar space in West London

The White City Area is undergoing a transformation and as part of this Transport for London are regenerating 31 railway arches to create a destination for eating, socialising, shopping and working.

These newly regenerated, double frontaged arches open onto both Westfield Square and Berkeley St James's stunning new 5-acre park.

With dome-shaped windows and bricked walls and ceilings the arches create a uniquely quirky space within popular White City, ready to be moulded to your equally unique brand. With the added benefit of potential outdoor seating (subject to separate licences) and generous trading hours, the arches would make a perfect home for cafe, bar, restaurant and leisure concepts.



The Neighbourhood

White City has transformed completely - creating a vibrant mix of top quality residential, office, retail and public spaces.


You will see a range of customers from shoppers and office workers to local residents and students all looking for something a little different. Due to the mixture of crowds the area stays busy throughout the week and into the weekend.

Located adjacent to John Lewis and opposite Westfield Shopping Centre, the largest shopping centre in the UK, Wood Lane Arches are also next to Wood Lane Station, only a 3-minute walk from White City Tube Station and only 150m from White City Bus station.

5,000 new homes, 2.2m sq ft of offices in the next 10 years



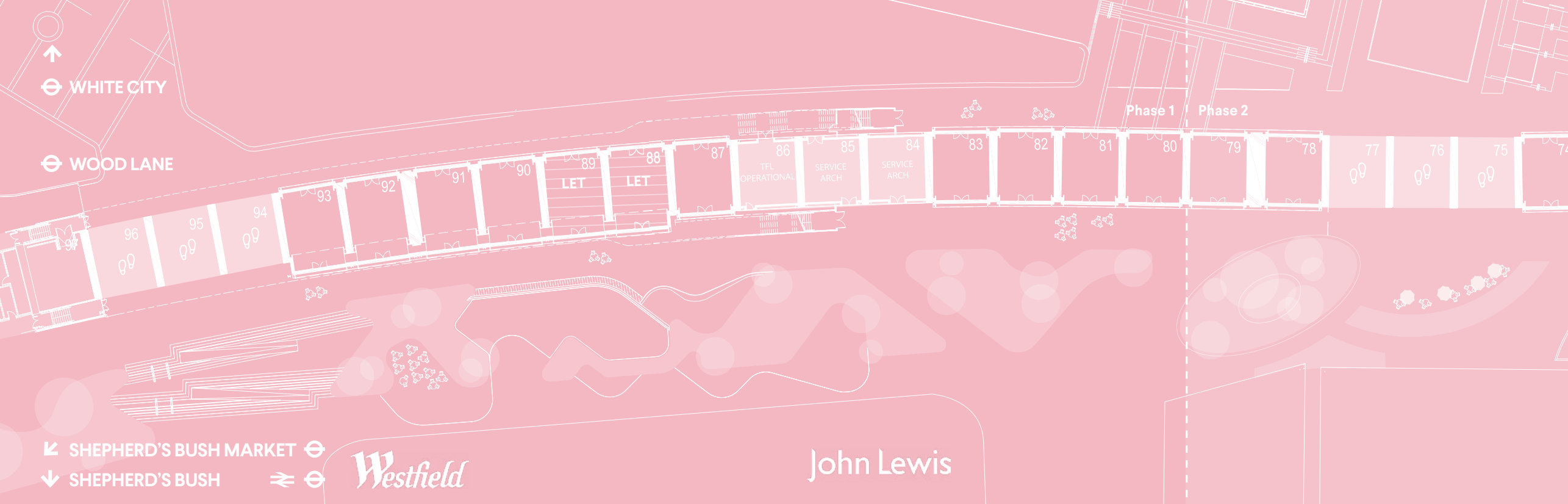
*White City Living by St James part of the Berkeley Group



A new 5-acre public park borders the arches to the north as part of **St James's White City Living** development of 1,800 new luxury homes. Tenants of the Arches will be able to enjoy aspects to Westfield and the park with opportunities for outside seating on both elevations.

Within a couple of minutes' walk from the arches **Soho House** private members club, **Bluebird Café** and **Electric Cinema** form part of an exciting mix of new occupiers within **Stanhope's** redeveloped **BBC Television Centre**. High end flats and office space make up the other parts of this development, including a new HQ for **The White Company** and **Publicis**.

Also within short walking distance **White City Place** has established itself as a hub for fashion and tech office occupiers with a line-up including **Yoox Net-a-Porter**, **Ralph & Russo**, **Jellycat**, **BBC Worldwide**, **ITV** and **Huckletree Co-Working**. **Imperial College London** are developing a 23 acre campus bringing together world-class researchers, businesses and partners from academia to work, share ideas and turn cutting-edge research into benefits for society.



Phase 1		
Arch	Sq m	Sq ft
93*	80.0	861
92*	81.2	874
91*	81.5	877
90*	81.1	873
89*	80.7	869
88*	79.9	860
87	68.8	741
83	68.4	736
82	68.6	738
81	68.6	738
80	68.8	738

*Arches can be combined to create double units

Planning A1-A4 Uses.

Outside Seating Permission for outside seating may be granted by way of separate licences. Further details on request.

Timing Available from November 2019

Handover Units will be handed over in clean shell condition with shop fronts installed and capped off services. There is no gas supply. Two shared service arches will provide areas for refuse, staff cycle storage and staff w/c's and showers.

Terms New leases contracted outside the security of tenure provisions of the Landlord & Tenant Act 1954, on a turnover basis with a minimum guaranteed rent.

Service Charge An estate service charge will apply. Further details on application.

Rates To be assessed on completion of the works. Interested parties are advised to make their own enquiries via the local authority.


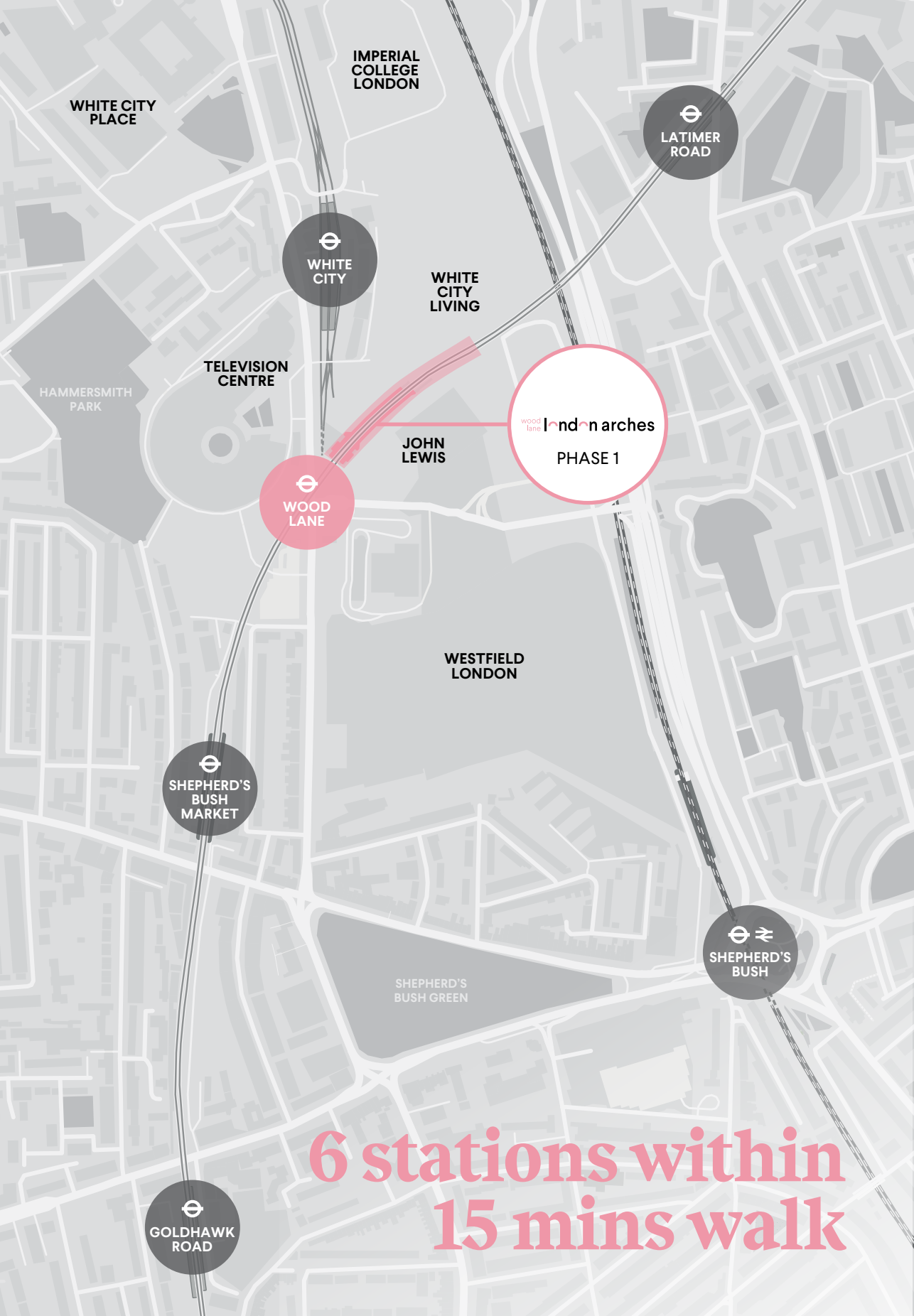
EPCs A 'C' rating has been awarded.

Costs Each party is to be responsible for their own legal and professional costs incurred in the transaction.

Opening Hours

07:00 am to 24:00 am	Monday to Thursday
07:00 am to 01:00 am	Friday
08:00 am to 01:00 am	Saturday
08:00 am to 24:00 am	Sunday, Bank Holiday and Public Holiday

Maximum ceiling height 4.45m (approximate average). Potential for mezzanines. Areas and dimensions have been independently calculated by Plowman Craven Associates.





PRIMARK

Westfield

west elm

Postack



BRUCE GILLINGHAM POLLARD

Tracey Pollard

020 3551 5617

tracey@brucegillinghampollard.com

Dominic Tixerant

020 3551 5616

dominic@brucegillinghampollard.com

Arch 68-93, Wood Lane Arches, Wood Lane, London , W12 7LH

londonarches.com
info@londonarches.com



1. No description or information given by Bruce Gillingham Pollard whether or not in these Particulars and whether written or verbal ("information") about the property or its condition or its value may be relied upon as a statement or presentation of fact. Neither Bruce Gillingham Pollard (nor any joint agents) have any authority to make any representation and accordingly any information given is entirely without responsibility on the part of the agents of the seller (s) or lessor (s).
2. These particulars do not constitute, nor constitute part of, an offer or contract, nor shall they merge in any offer or contract which may hereafter be made between the sellers or lessors and the recipient of the information.
3. The photographs show only certain parts of the property at the time they were taken. Any areas measurements or distances given are approximate only.
4. Any reference to alterations to, or use any part of the property is not a statement that any necessary planning, building regulations or other consent has been obtained. These matters must be verified by any intending buyer or lessee.
5. Any buyer of lessee must satisfy himself by inspection or otherwise as to the correctness
6. Bruce Gillingham Pollard is registered in England with registered number 760004